

UNITED STATES  
SECURITIES AND EXCHANGE COMMISSION  
WASHINGTON, D.C. 20549

---

FORM 8-K

CURRENT REPORT  
Pursuant to Section 13 or 15(d) of the  
Securities Exchange Act of 1934

Date of Report (Date of earliest event reported): September 19, 2013

**GLOBALSTAR, INC.**

(Exact name of registrant as specified in its charter)

Delaware  
(State or Other Jurisdiction of Incorporation)

001-33117  
(Commission  
File Number)

41-2116508  
(IRS Employer  
Identification No.)

300 Holiday Square Blvd. Covington, LA  
(Address of Principal Executive Offices)

70433  
(Zip Code)

Registrant's telephone number, including area code: (985) 335-1500  
N/A

(Former Name or Former Address, if Changed Since Last Report)

Check the appropriate box below if the Form 8-K filing is intended to simultaneously satisfy the filing obligation of the registrant under any of the following provisions:

- Written communications pursuant to Rule 425 under the Securities Act (17 CFR 230.425)
  - Soliciting material pursuant to Rule 14a-12 under the Exchange Act (17 CFR 240.14a-12)
  - Pre-commencement communications pursuant to Rule 14d-2(b) under the Exchange Act (17 CFR 240.14d-2(b))
  - Pre-commencement communications pursuant to Rule 13e-4(c) under the Exchange Act (17 CFR 240.13e-4(c))
-

**Item 7.01 Regulation FD Disclosure.**

James Monroe III, Chairman and Chief Executive Officer of Globalstar, Inc. (the “Company”), will speak at the Imperial Capital Global Opportunities Conference being held at the Waldorf Astoria in New York, New York on September 19, 2013. A press release and the presentation materials are furnished as Exhibits 99.1 and 99.2 to this Form 8-K and will be available on the company’s website.

The information in this Current Report on Form 8-K and the Exhibits attached hereto is furnished pursuant to the rules and regulations of the Securities and Exchange Commission and shall not be deemed “filed” for purposes of Section 18 of the Securities Exchange Act of 1934 (the “Exchange Act”) or otherwise subject to the liabilities of that section, nor shall it be deemed incorporated by reference in any filing under the Securities Act of 1933 or the Exchange Act, except as expressly set forth by specific reference in such a filing.

**Item 9.01 Financial Statements and Exhibits.**

*(d) Exhibits.*

- 99.1 Press release dated September 19, 2013
  - 99.2 Presentation materials dated September 19, 2013
-

**SIGNATURES**

Pursuant to the requirements of the Securities Exchange Act of 1934, the Registrant has duly caused this report to be signed on its behalf by the undersigned hereunto duly authorized.

GLOBALSTAR, INC.

/s/ James Monroe III

James Monroe III  
Chairman and  
Chief Executive Officer

Date: September 19, 2013

---

**MEDIA ALERT**

For Immediate Release

**Globalstar to Participate in Imperial Capital's 2013 Global Opportunities Conference**

**Covington, LA**, -- (September 19, 2013) – Globalstar, Inc. (OTCBB: GSAT) announced that it will participate in Imperial Capital's Global Opportunities Conference in New York, NY. Jay Monroe, CEO of Globalstar, Inc. will present at 9:30am EDT on Thursday, September 19, 2013.

A copy of the presentation will be made available in a Form 8-K with the Securities and Exchange Commission.

**About Globalstar, Inc.**

Globalstar is a leading provider of mobile satellite voice and data services. Globalstar offers these services to commercial customers and recreational consumers in more than 120 countries around the world. The Company's products include mobile and fixed satellite telephones, simplex and duplex satellite data modems, the SPOT family of mobile satellite consumer products including the SPOT Satellite GPS Messenger and flexible airtime service packages. Many land based and maritime industries benefit from Globalstar with increased productivity from remote areas beyond cellular and landline service. Global customer segments include: oil and gas, government, mining, forestry, commercial fishing, utilities, military, transportation, heavy construction, emergency preparedness, and business continuity as well as individual recreational consumers. Globalstar data solutions are ideal for various asset and personal tracking, data monitoring and SCADA applications. All SPOT products described in Globalstar or SPOT LLC press releases are the products of Spot LLC, which is not affiliated in any manner with Spot Image of Toulouse, France or Spot Image Corporation of Chantilly, Virginia.

---

For more information regarding Globalstar, please visit Globalstar's web site at [www.globalstar.com](http://www.globalstar.com)

###

For further **investor** information:

**LHA**

Jody Burfening/Carolyn Capaccio

(212)-838-3777

[ccapaccio@lhai.com](mailto:ccapaccio@lhai.com)



---

## Global Opportunities Conference

September 19, 2013

Strictly Private and Confidential



## Safe Harbor Language

---

This presentation contains certain statements that are “forward-looking statements” within the meaning of the Private Securities Litigation Reform Act of 1995. These forward-looking statements are based on current expectations and assumptions that are subject to risks and uncertainties which may cause actual results to differ materially from the forward-looking statements. Forward-looking statements, such as the statements regarding our ability to develop and expand our business, our anticipated capital spending (including for future satellite procurements and launches), our ability to manage costs, our ability to exploit and respond to technological innovation, the effects of laws and regulations (including tax laws and regulations) and legal and regulatory changes, the opportunities for strategic business combinations and the effects of consolidation in our industry on us and our competitors, our anticipated future revenues, our anticipated financial resources, our expectations about the future launches and operational performance of our satellites (including their projected operational lives), the expected strength of and growth prospects for our existing customers and the markets that we serve, commercial acceptance of our new Simplex products, including our SPOT family of products, problems relating to the ground-based facilities operated by us or by independent gateway operators, worldwide economic, geopolitical and business conditions and risks associated with doing business on a global basis and other statements contained in this presentation regarding matters that are not historical facts, involve predictions.

Any forward-looking statements made in this presentation speak as of the date made and are not guarantees of future performance. Actual results or developments may differ materially from the expectations expressed or implied in the forward-looking statements, and we undertake no obligation to update any such statements. Additional information on factors that could influence our financial results is included in our filings with the Securities and Exchange Commission, including our Annual Report on Form 10-K, Quarterly Reports on Form 10-Q and Current Reports on Form 8-K.

## Recent Accomplishments / Highlights

---



### Duplex Restoration & New Product Rollout

- With all second-gen satellites in service, Duplex coverage has continued to improve materially and has been fully restored
- In Q2 2013, Duplex minutes of use increased 41% over the prior year period
- In May 2013, SPOT Global Phone, the world's first consumer focused satellite handset, was released through retail distribution channel. In July, Globalstar released SPOT Gen3, offering a smaller, feature-rich SPOT family device.
- Four additional products to be launched over the coming quarters – designed to expand addressable market through lower cost and enhanced functionality



### Successful Debt Refinancing & Financial Resurgence

- Successfully exchanged 5.75% Notes on May
- Closed Amended and Restated COFACE Facility Agreement in August
- Amendment provides material improvement to debt repayment schedule and financial covenants
- Secured \$85 million equity investment and backstop from Thermo, Globalstar's principal shareholder



### FCC Proceeding

- On September 9, 2013, FCC circulated Globalstar's requested Notice of Proposed Rulemaking to individual commissioners for full consideration
- Await release of NPRM regarding the authorization to offer terrestrial mobile broadband services over Globalstar's spectrum
- Unique ability to offer host of wireless protocols including Wi-Fi-like terrestrial low power service ("TLPS") in addition to LTE

# Globalstar's Successful Launch Campaign

Globalstar is the first MSS provider to successfully launch a second-generation constellation of LEO satellites, years ahead of its competition.

Launch 1 – Oct '10




Launch 2 – July '11



Launch 3 – Dec '11



Launch 4 – Feb '13



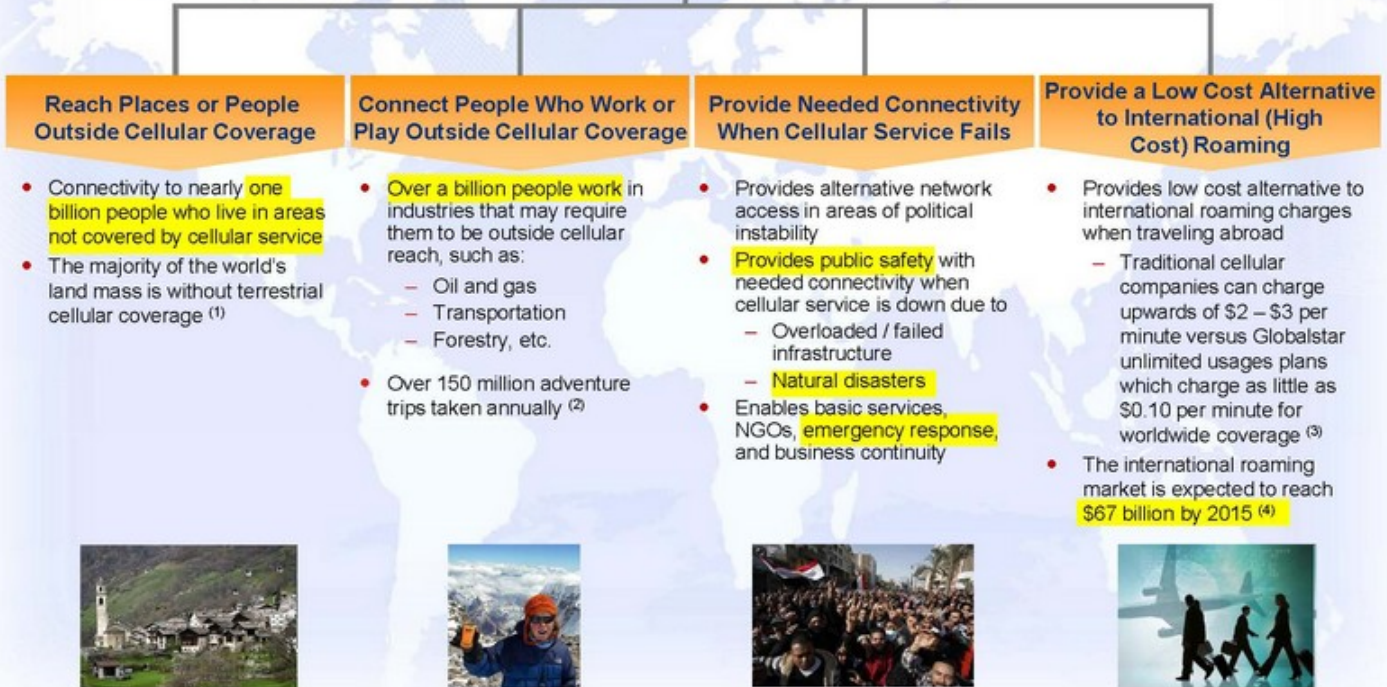
## Launch Campaign Highlights

- Four successful launches
- All new satellites now providing full commercial service
- 15-Year design life
- "Land-line quality" voice via satellite





# Globalstar's Addressable Market



Source: *Adventure Tourism Market Report* by George Washington University, Adventure Travel Trade Association, Xola Consulting, Informa Telecoms & Media.

(1) CIA World Factbook, as of 2010.

(2) *Adventure Tourism Market Report* by George Washington University, Adventure Travel Trade Association, Xola Consulting. Statistic based on survey conducted with participants in Latin America, North America, and Europe.

(3) Based on current plan "Evolution II" at \$39.99 / month assuming 400 minutes per month of usage.

(4) Informa Telecoms & Media (as reported by [www.telecoms.com](http://www.telecoms.com)).

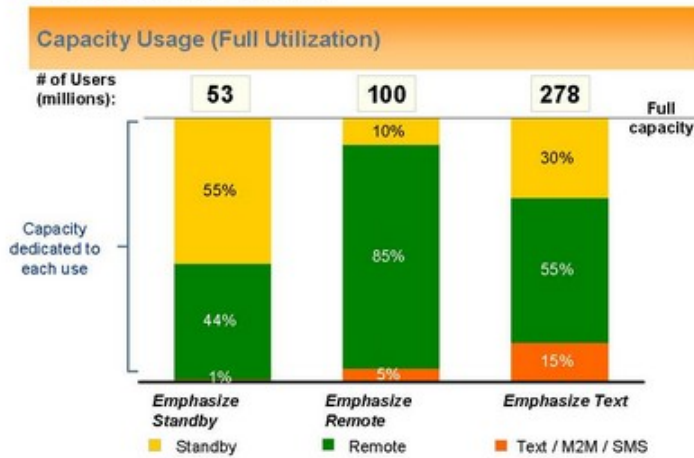
# Globalstar Capacity is Fungible Across User Types

Globalstar's Second-Generation constellation and network have the capacity to accommodate 34 billion text messages, M2M transmissions or other small-bit messages or 19 million voice or data minutes per day. Globalstar's network architecture (bent-pipe, all IP-based) allows for a flexible and cost efficient use of the network.

## Network Capacity

Users	Potential Use	Second-Generation Network Capacity (Users)
Text / M2M / SMS Users (20 Texts Per Day) <sup>(1)</sup>	SPOT, "Off-the-Grid" iPhone, Android, or Blackberry, texting, M2M, asset tracking	1.7 billion OR
Remote Users (50 Min / Sub / Month)	"Off-the-Grid" for business and recreational users	11.1 million OR
Standby Users (10 Min / Sub / Month)	Infrequent communications (emergency, first responders, recreational, voice and data)	55.7 million

## Illustrative Subscriber Base



(1) Assumes average message size of 45 characters.

# Broadening MSS Relevance

## New Products Launched This Year



### SPOT Global Phone

- Small, lightweight, consumer-oriented satellite phone
- Leverages the brand equity of SPOT in the recreational and consumer marketplace
- Portable device with a long battery life
- Airtime pricing will match current Duplex price plans



### SPOT Gen3

- Battery life 2x SPOT 2
- Enhanced customization features
- Smaller form factor
- USB connection for line power eliminates the need for battery replacement
- New movement messaging, theft alerting capabilities
- Extreme Tracking at 2.5 minute intervals

## New Product Pipeline Over Next Two Quarters



*New Asset Tracking device shown in relative size next to a quarter*

### Miniature M2M Transmitter

- Smallest and most efficient simplex M2M transmitter ever
- Will result in greater M2M market penetration and broadened customer appeal
- Used in ASIC-based devices which enable equipment to be smaller, lighter, more cost effective and power efficient



### Universal Kit

- Feature-rich two-way communication device designed to penetrate the maritime industry
- Rugged form factor built around the GIK-1700 cradle
- Improved usability: water protection, amplified speaker phone & data connectivity via USB



*Device shown in relative size next to a smartphone*

### Consumer Asset Tracker

- Extremely small and inexpensive consumer asset tracking device
- Traces the path of anything, anywhere, anytime for consumer assets such as cars, ATVs, motorcycles, jet skis etc.
- Broadens addressable market and leverages retail distribution network



### SPOT Gen3 Bluetooth

- SPOT Gen3B combines the functionality of the SPOT Gen3 along with SPOT Connect features via bluetooth
- Product economics similar to those of the SPOT Gen3

# Revolutionizing MSS

---



**\$100 MASS MARKET SOLUTION**

**2 BILLION PEOPLE  
OUT OF CELLULAR  
COVERAGE**



**75% LANDMASS NOT  
SERVED**



Consumers around the globe will depend on **GLOBALSTAR** for their communication needs

# Distribution Strategy to Support Consumer Take-Up

- Historically, the mobile satellite industry has relied on indirect sales channels such as dealers / resellers to distribute products to predominately enterprise users
- Globalstar revolutionized the sector with its push into the consumer segment
  - Now with multiple consumer products, Globalstar has expanded to 10,000 points of distribution primarily in North America, and continues to grow this network

Select Existing Distribution Channels



- Globalstar will work with domestic and international carriers to establish satellite / terrestrial partnerships
  - Lowest cost of service significantly expands addressable market for new products and services
  - Wireless carriers have already demonstrated interest in resale partnerships

Potential Wireless Carrier Partners



- Technology companies represent an additional distribution channel, due to the near global connectivity Globalstar provides

Potential Technology Partners

PC manufacturers sell ~200 million laptops annually



Microsoft has a Windows install base exceeding 800 million while Android has over 750 million



Handset makers sold over 700 million smartphones in 2012



Source: IDC; Wall Street Research

## 5.75% Notes Exchange

---

On May 20th, 2013, Globalstar successfully completed a refinancing of its 5.75% notes by entering into an Exchange Agreement with the holders, resolving the April 1, 2013 put

---

- Thermo invested \$25 million into Globalstar to facilitate the transaction and an additional \$5 million for general corporate purposes
- \$13.5 million was paid to exchanging holders at close and \$6.3 million was deposited with indenture trustee to purchase the remaining notes for non-participating holders
- 14.4% of New Notes were equitized on July 19<sup>th</sup> 2013. Holders may elect to convert up to an additional 15% on March 20<sup>th</sup>, 2014 in cash or equity, at the company's option, leaving behind approximately \$38 million of 8% Convertible New Notes at that time
- New Notes continue to incur 5.75% cash interest with an additional 2.25% PIK interest
- New Notes have a put feature on April 1, 2018 and April 1, 2023 with a stated maturity of April 1, 2028
- Initial conversion price of the New Notes at \$0.80 (currently at \$0.75) with customary anti-dilution and reset provisions
- By year-end 2013, the New Notes will receive guarantees by certain Company subsidiaries
- Stock price appreciation of 3x since 5.75% Notes exchange

# COFACE Facility Successfully Amended

## Facility Amendment reduces near-term principal obligations and materially improves financial covenants

- Consent Agreement executed May 20, 2013 and Amended and Restated Facility Agreement effective August 22, 2013
- First principal repayment date will be deferred to December 2014 and no principal payment above \$5 million until June 2016
- Total Thermo investment and backstop of \$85 million – \$25 million funded in connection with exchange transaction and an incremental \$26.5 million invested to date
- Final maturity date extended to 2022

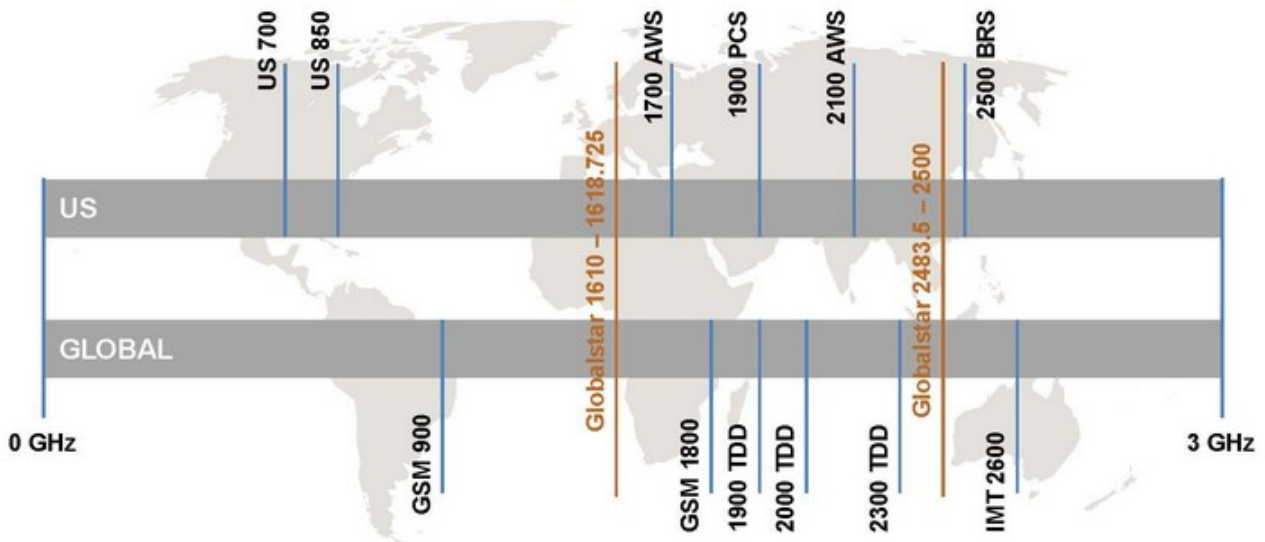
### Annual Principal Repayments & Deferred Principal Amounts



# Globalstar Worldwide Spectrum Allocation

Globalstar's spectrum allocation is the world's best model for globally harmonized spectrum, representing the only globally harmonized spectrum position of this size in the world.

- Globalstar holds worldwide authority from the ITU for 25.225 MHz of MSS spectrum in the 1610 – 1618.725 MHz and 2483.5 – 2500 MHz bands, totaling 150 billion MHz-POPs<sup>(1)</sup>
- The Company's allocated spectrum in these bands is well positioned within the range of currently deployed U.S. and international commercial wireless allocations



(1) Represents the product of an approximate covered population of six billion and 25.225 MHz.



# Globalstar's Spectrum Plan

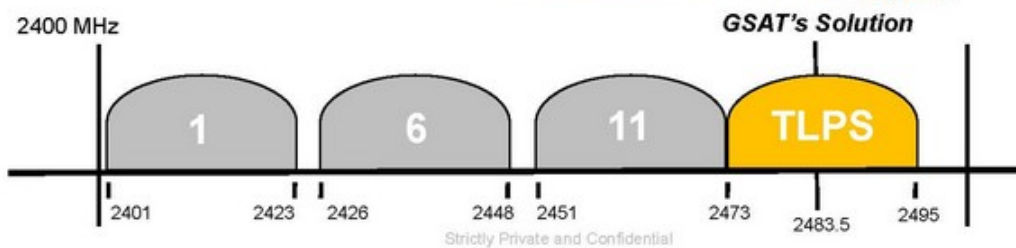
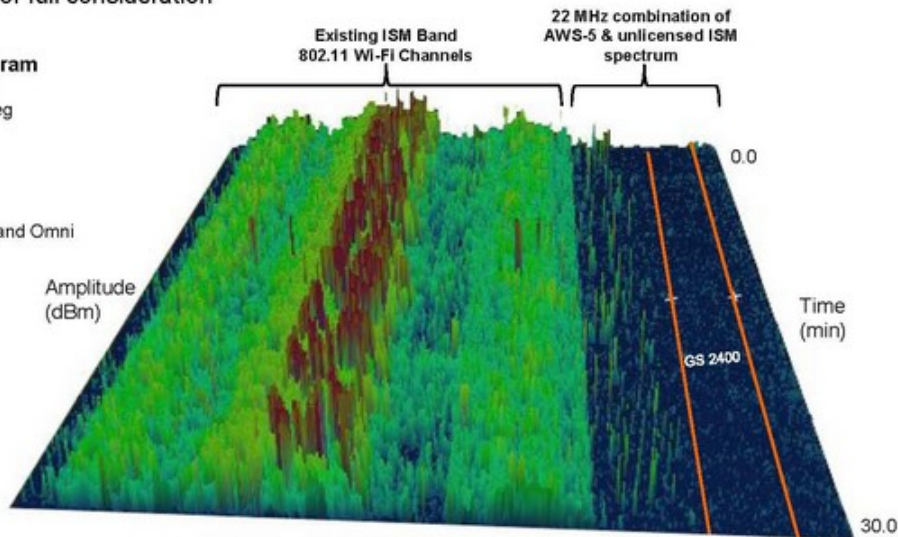
- *Near-Term Plan:* Obtain terrestrial authority for both uplink and downlink band (19.275 MHz) including TLPS and LTE
- *Long-Term Plan:* Add Uplink spectrum within the AWS-5 Terrestrial license for Low Power Uplink services between 1610 and 1617.775 MHz
- On September 9, 2013, the FCC circulated Globalstar's requested Notice of Proposed Rulemaking to individual commissioners for full consideration

## Wideband 3D Spectrogram

42.36022 deg -71.06438 deg  
(Boston, MA)

START: 2.40 GHz  
STOP: 2.50 GHz

Anritsu MS2721A / Broadband Omni



# TLPS

## TLPS provides immediate solution to acute "Wi-Fi Traffic Jam" — 2.4 GHz unlicensed spectrum is exhausted without an alternative solution



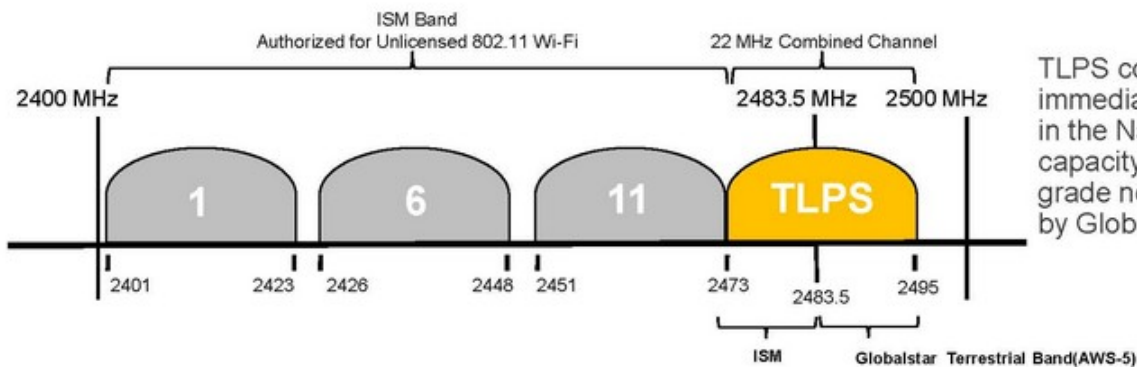
"The Nation's demand for unlicensed services has increased so dramatically that we need more spectrum to support these services. The 2.4 GHz band, while critical to the success of Wi-Fi and other unlicensed technologies, is increasingly congested particularly in major cities. Densely populated centers are the most expensive geographic areas to deploy licensed networks." —Chairwoman Mignon Clyburn



"Consumers are likely to experience reduced coverage and throughput," and "Wi-Fi will become less useful, particularly for high bandwidth services like video." Wi-Fi Spectrum: Exhaust Looms, Rob Alderfer, CableLabs, at 12 (May 28, 2013). The 2.4 GHz Wi-Fi band will reach exhaustion by 2014, with a spectrum deficit of approximately 10 megahertz.



2.4 GHz unlicensed spectrum "has become saturated during certain times of day in heavily trafficked areas such as city centers, apartment buildings, and public events. This congestion imposes a large cost on consumers because Wi-Fi is the most heavily used method of wireless broadband connectivity and the 2.4 GHz band is the core Wi-Fi band today." Comments of Google, Inc. and Microsoft Corporation, ET Docket No. 13-49, at 3 (May 28, 2013).



TLPS could provide an immediate 33% increase in the Nation's Wi-Fi capacity over a carrier-grade network controlled by Globalstar.

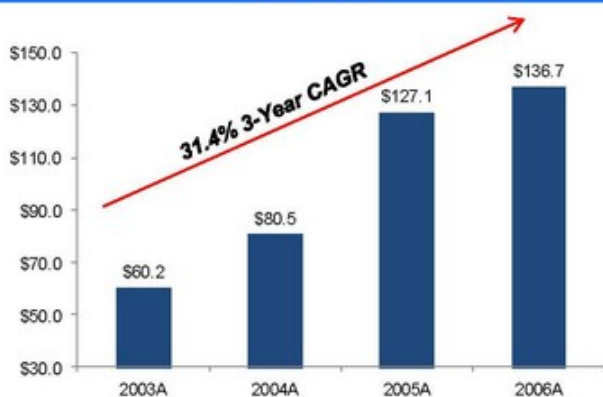
# Historical Financial Summary

- Post-Thermo acquisition in 2003, and up through 2006, after which constellation issues presented challenges, Globalstar operated a high growth and high margin business
- Globalstar was able to leverage the highest quality voice service and least expensive equipment and service offering in the MSS industry
- Thermo initiated a strong management discipline, focused on product innovation and cost controls and successfully grew the Company to \$136.7 million and \$33.8 million of Revenue and Adjusted EBITDA by 2006, respectively
- From 2007-2011, Globalstar's financial was materially affected by the constellation performance issues and the Thales delays – annual Adjusted EBITDA was as low as negative \$14.2 million (2008)

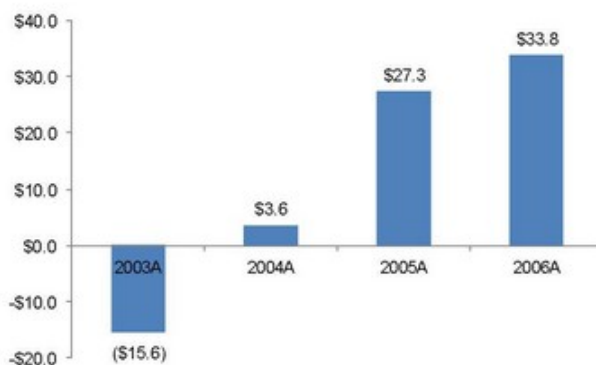
(\$ in millions)

## 2003A-2006A Performance

### Revenue



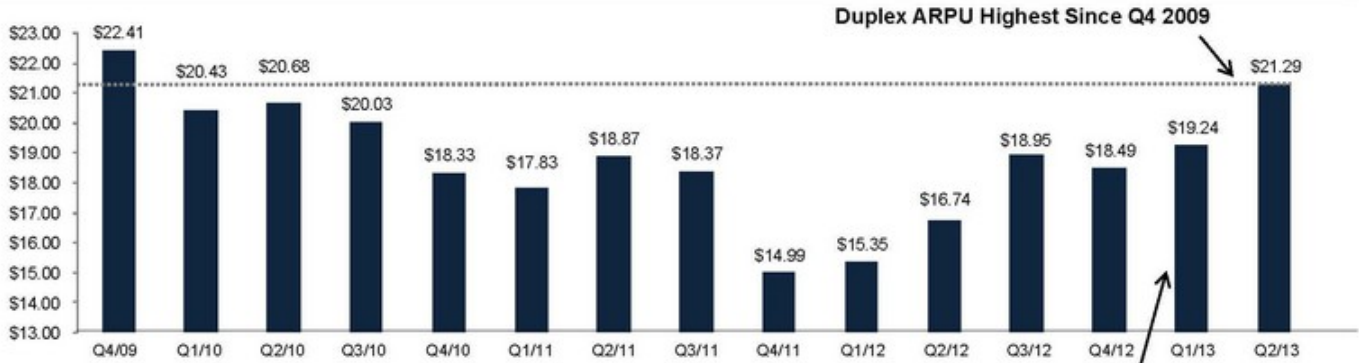
### Adjusted EBITDA <sup>(1)</sup>



(1) Adjusted to exclude non-cash compensation expense, reduction in the value of assets, foreign exchange (gains)/losses, R&D costs associated with the development of new consumer products and certain other one-time charges. See reconciliation to GAAP Net loss on Annex A.

# Recent Financial Performance

## DUPLEX ARPU



## ADJUSTED EBITDA (1)



(1) Adjusted to exclude non-cash compensation expense, reduction in the value of assets, foreign exchange (gains)/losses, R&D costs associated with the development of new consumer products and certain other one-time charges. See reconciliation to GAAP Net loss on Annex B.

# Globalstar Value Drivers

---



## Operational Improvements & Second-Gen Benefits

- Debt refinancing provides financial flexibility and eliminates near-term financial uncertainty
- Second generation system provides significant cost benefits and network performance enhancements years before our competitors
- With the final satellites placed into service in August, Globalstar achieves full Duplex service restoration
- Poised for continued growth in profitability



## Breakthrough Mass Market Products

- Successfully launched two products in 2013 to date; four additional products set for launch in coming quarters – innovations expand addressable market, enhance functionality, lower costs
- 10,000 retail points of distribution – only satellite company to have successfully penetrated mass consumer market – now selling the new SPOT Global Phone and SPOT Gen3 through this existing distribution network
- Further expansion into new distribution networks and vertical markets



## Valuable Spectrum Assets

- Circulation announcement represents material progress with regard to Globalstar's terrestrial spectrum liberalization plan
- Non-replicable 25 MHz of globally-harmonized spectrum with 19.275 MHz targeted for licensed terrestrial broadband use in the U.S.
- Unique spectrum position allows for rapid deployment of 22 MHz of 2.4 GHz spectrum for consumer broadband service to relieve existing Wi-Fi congestion

## Annex A – Reconciliation of Annual Adjusted EBITDA

(\$ in millions)	2004A	2005A	2006A	2007A	2008A	2009A	2010A	2011A	2012A
<b>Net loss</b>	\$0.4	\$18.7	\$23.6	(\$27.9)	(\$22.8)	(\$74.9)	(\$97.5)	(\$54.9)	(\$112.2)
Interest income and expense, net	\$1.3	(\$0.0)	\$2.1	\$5.9	\$1.0	\$5.9	\$4.6	\$4.8	\$21.5
Derivative (gain) loss	\$0.0	\$0.0	\$0.0	\$3.2	\$3.3	\$16.0	\$30.0	(\$23.8)	(\$7.0)
Income tax expense (benefit)	(\$4.3)	\$2.5	(\$14.1)	\$2.9	(\$2.3)	(\$0.0)	\$0.4	(\$0.1)	\$0.4
Gain on extinguishment of debt	-	-	-	-	(41.4)	-	-	-	-
Depreciation, amortization, and accretion	\$2.0	\$3.0	\$6.7	\$13.1	\$27.0	\$21.9	\$27.4	\$50.0	\$69.8
Other income (expense)	-	2.3	7.9	-	-	-	-	-	-
<b>EBITDA</b>	<b>(\$0.7)</b>	<b>\$26.5</b>	<b>\$26.3</b>	<b>(\$2.8)</b>	<b>(\$35.3)</b>	<b>(\$31.3)</b>	<b>(\$35.1)</b>	<b>(\$24.0)</b>	<b>(\$27.5)</b>
Reduction in the value of assets, inventory & impairments	\$0.1	\$0.1	\$1.9	\$19.1	\$0.4	\$0.9	\$16.0	\$12.4	\$8.6
Stock Compensation (non-cash)	-	-	1.2	9.6	12.9	10.6	1.0	2.2	1.3
Research & Development	-	-	-	-	2.7	4.3	3.7	1.8	0.3
Severance	-	-	-	-	-	1.6	2.1	1.3	0.1
Foreign exchange & other losses	-	-	4.0	(8.7)	4.5	(0.7)	0.8	0.6	2.3
Revenue recognized from Open Range lease term.	-	-	-	-	-	-	-	(2.0)	-
Thales arbitration expenses	-	-	-	-	-	-	-	1.0	1.8
Contract termination charge	-	-	-	-	-	-	-	-	22.0
Loss on future equity issuance	-	-	-	-	-	-	-	-	-
Loss on extinguishment of debt	-	-	-	-	-	-	-	-	-
Write off of deferred financing costs	-	-	-	-	-	-	-	-	0.8
Other one-time non-recurring charges	4.1	0.6	0.4	4.7	0.6	1.9	2.9	0.3	-
<b>Adjusted EBITDA</b>	<b>\$3.6</b>	<b>\$27.3</b>	<b>\$33.8</b>	<b>\$21.8</b>	<b>(\$14.2)</b>	<b>(\$12.6)</b>	<b>(\$8.5)</b>	<b>(\$6.4)</b>	<b>\$9.8</b>

# Annex B – Reconciliation of Quarterly Adjusted EBITDA

(\$ in millions)

	Q4 2009	Q1 2010	Q2 2010	Q3 2010	Q4 2010	Q1 2011	Q2 2011	Q3 2011	Q4 2011	Q1 2012	Q2 2012	Q3 2012	Q4 2012	Q1 2013	Q2 2013
<b>Net loss</b>	(\$33.9)	(\$35.6)	(\$19.2)	(\$24.5)	(\$18.1)	(\$6.5)	(\$14.1)	(\$0.7)	(\$33.7)	(\$24.5)	(\$27.5)	(\$41.2)	(\$19.0)	(\$25.1)	(\$126.3)
Interest income and expense, net	1.4	1.2	1.0	1.1	1.2	1.2	1.2	1.2	1.2	3.1	3.8	6.6	8.1	7.8	15.2
Derivative (gain) loss	20.8	25.0	8.1	9.2	(12.2)	(6.4)	(3.9)	(23.8)	10.3	6.5	(20.4)	16.5	(9.5)	(0.5)	29.9
Income tax expense (benefit)	0.1	0.1	0.0	0.0	0.3	0.1	0.1	(0.0)	(0.3)	0.2	0.1	0.1	0.1	0.1	0.1
Depreciation, amortization, and accretion	5.5	5.9	6.0	7.3	8.3	10.6	12.8	12.1	14.5	14.7	15.9	18.7	20.5	20.3	22.1
<b>EBITDA</b>	(\$6.1)	(\$3.5)	(\$4.1)	(\$6.9)	(\$20.5)	(\$1.0)	(\$3.9)	(\$11.2)	(\$8.0)	(\$0.1)	(\$28.1)	\$0.6	\$0.2	\$2.6	(\$59.0)
Reduction in the value of assets, inventory & impairments	\$0.3	\$0.0	\$0.1	\$1.0	\$14.1	\$0.4	\$0.5	\$4.0	\$7.5	\$0.3	\$7.2	\$0.7	\$0.4	\$0.0	\$0.0
Stock compensation	2.2	(1.7)	1.0	0.9	0.9	0.7	0.8	0.5	0.2	0.3	0.3	0.3	0.3	0.4	0.3
Research and development	0.0	0.5	0.6	1.1	1.4	0.5	0.5	0.6	0.2	0.1	0.1	0.0	0.1	0.2	0.1
Severance	0.0	1.1	0.2	0.9	(0.1)	0.1	0.2	0.7	0.3	0.0	0.0	(0.0)	0.0	0.0	0.0
Foreign exchange and other loss	(0.3)	1.9	2.0	(0.1)	(0.0)	(1.2)	(0.1)	1.9	0.3	(0.1)	0.6	0.4	1.3	(0.6)	0.2
Loss on extinguishment of debt	0.0	0.0	0.0	0.0	0.0	0.0	0.0	0.0	0.0	0.0	0.0	0.0	0.0	0.0	47.2
Revenue recognized from Open Range lease term	0.0	0.0	0.0	0.0	0.0	(2.0)	0.0	0.0	0.0	0.0	0.0	0.0	0.0	0.0	0.0
Thales arbitration expenses	0.0	0.0	0.0	0.0	0.0	0.0	0.0	0.0	1.0	0.7	0.8	0.2	0.1	0.0	0.0
Contract termination charge	0.0	0.0	0.0	0.0	0.0	0.0	0.0	0.0	0.0	0.0	22.0	0.0	0.0	0.0	0.0
Other one time non-recurring charges	1.9	0.0	0.0	0.0	0.0	0.0	0.0	0.0	0.0	0.0	0.0	0.0	0.0	0.0	0.0
Loss on future equity issuance	0.0	0.0	0.0	0.0	0.0	0.0	0.0	0.0	0.0	0.0	0.0	0.0	0.0	0.0	14.0
Write off of deferred financing costs	0.0	0.0	0.0	0.0	0.0	0.0	0.0	0.0	0.0	0.0	0.0	0.8	0.0	0.0	0.0
<b>Adjusted EBITDA</b>	<b>(\$2.0)</b>	<b>(\$1.8)</b>	<b>(\$0.3)</b>	<b>(\$2.1)</b>	<b>(\$4.3)</b>	<b>(\$2.5)</b>	<b>(\$2.0)</b>	<b>(\$3.6)</b>	<b>\$1.6</b>	<b>\$1.4</b>	<b>\$2.9</b>	<b>\$3.1</b>	<b>\$2.5</b>	<b>\$2.6</b>	<b>\$2.9</b>